

# S4OPTIK



## **EXAMINATION CHAIR**

Model 2500-CH

Powerful, precise, automated.

Choose the S4OPTIK 2500-CH Examination  
Chair for convenient, motorized reclining.



# Simple controls, powerful results

- Recline with ease thanks to the precision engineered motorized auto recline system
- Extend from seated to supine, and any position in between
- Simply press the membrane switch on either side of the chair to recline, return or stop
- Memory button - Have a favourite position? one button gets you there
- Child Lock - Safety locks all buttons



# Smooth and silent


- Responsive, smooth and powerful hydraulic lift
- Holds up to 350lbs (159kg)
- Seat raises to 30" (76.2cm) and lowers to 21.50" (54.6cm)





## Flexibility and comfort

- Customize positioning for optimal treatment with individually retractable armrests
- Upholstered for maximum comfort
- Solid construction supports ingress and egress



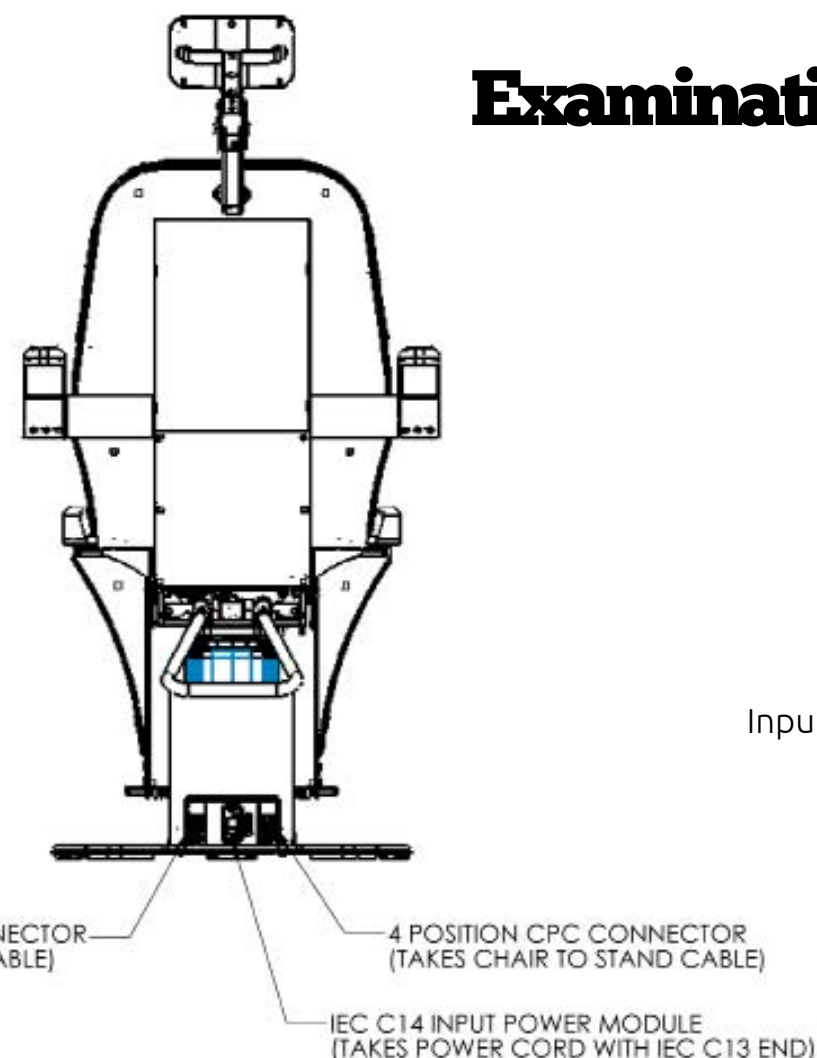
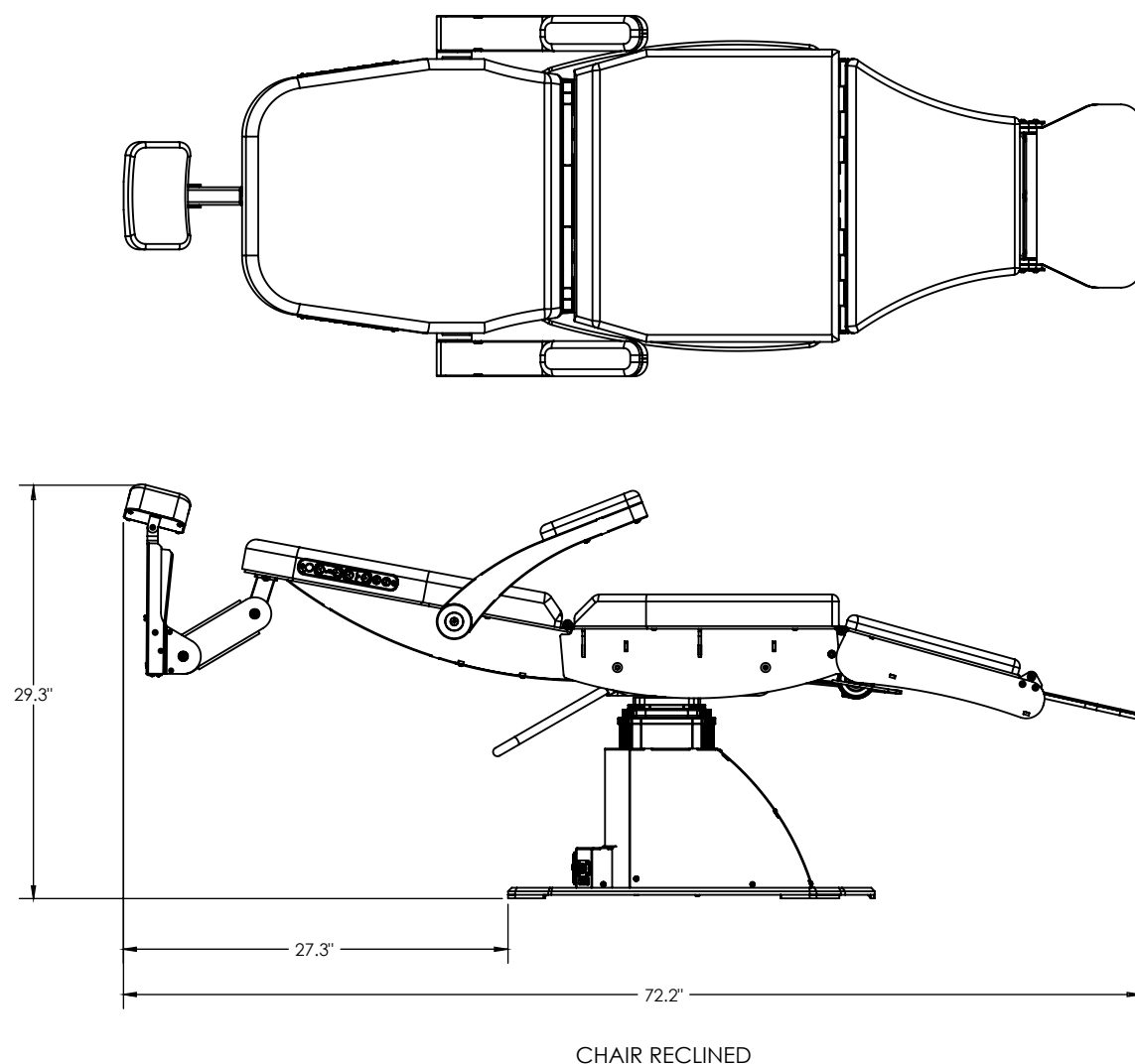
## Durable support

- Enjoy safe and easy ingress and egress with the large, broad and stable footrest
- Delivers sturdy support and retracts conveniently when not needed



# S4OPTIK 2500-CH

## Examination Chair Specs



Shipping Weight: **313 lb**

Gross Weight: **273lb**

Baseplate: **22"x26"**

Lift Capacity (lb): **350 lb**

Ground to Seat: **21.50"**

Lift Column Stroke: **8.5"**

Rotation: **340°**

Tilt Mechanism: **Full Recline**

Input Voltage: **100-240 VAC, 50/60Hz**

Fuses: **8A Main**

### About S4OPTIK

Modern Design, Quality Materials, Exceptional Value.

Understanding the unique needs of eye care practices all over the world, S4OPTIK delivers extraordinary value in high quality diagnostic equipment and accessories. With modern designs to enhance your office environment, competitive prices to help you manage your costs, and an industry leading warranty, S4OPTIK eye care instruments help you deliver the very best in patient care. Contact us today for pricing.

BR-2500-CH-EN-01/17-1.01